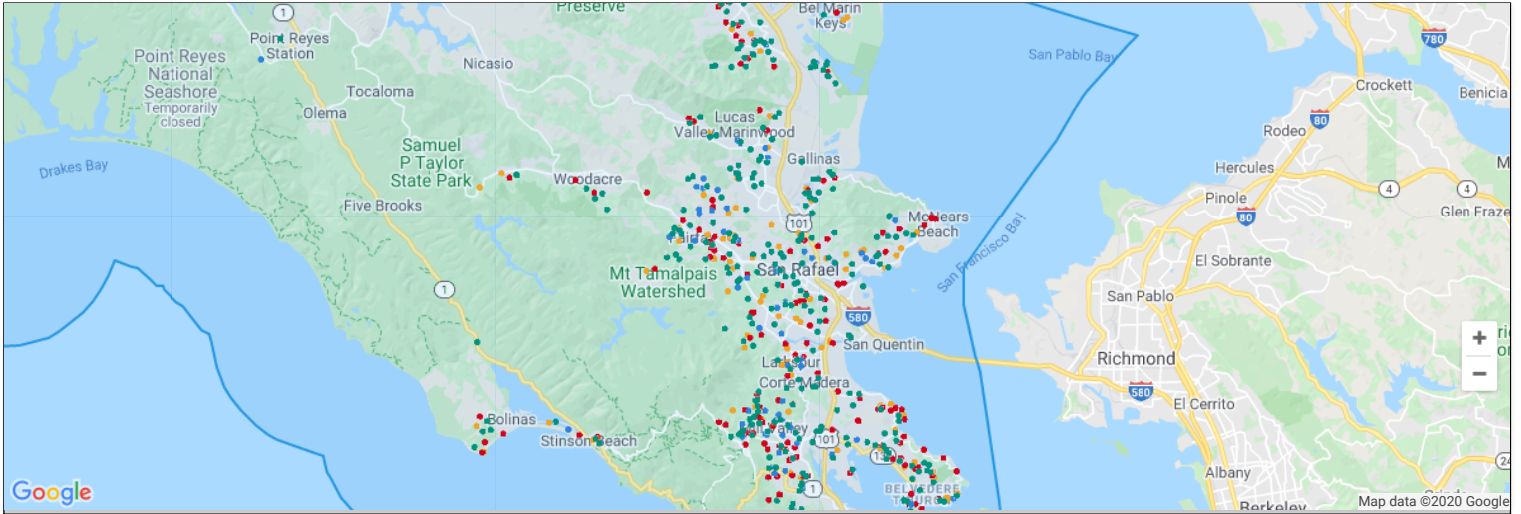


	● Sold	● Under Contract	● New Listing	● Expired
Units	316	330	488	119
Volume	\$542M	\$574M	\$946M	\$396M

Months Supply of Inventory



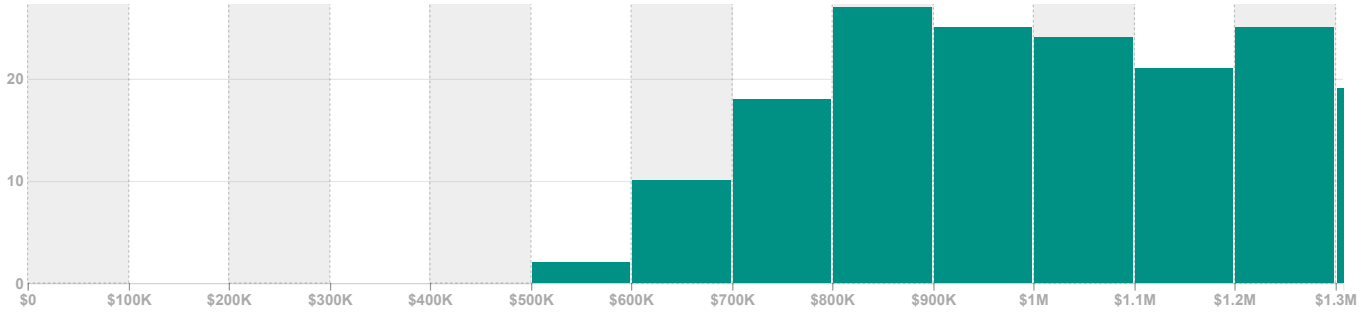
Time Period: (Q1 2020 vs. Q1 2019) Status: All Property Type: Residential (Single Family)

Area: Counties Value: Marin County, CA

Information presented by [Aergo](#)  
Metrics and charts are produced by [Terradatum Inc.](#)

Metrics presented in this report are based on information from the BAREIS and prepared by Terradatum. Metrics are based on the timeframe referenced in each report. All information deemed reliable but not guaranteed and should be independently verified. Neither Terradatum nor Licensor shall be responsible for any typographical errors, misinformation, misprints, and shall be held totally harmless.  
© 2017 - 2020 Terradatum, Inc. All Rights Reserved. Terms of Use Privacy Policy

Sold



	● Sold	Avg DOM
\$0 - \$100K	0	N/A
\$100K - \$200K	0	N/A
\$200K - \$300K	0	N/A
\$300K - \$400K	0	N/A
\$400K - \$500K	0	N/A
\$500K - \$600K	2	23
\$600K - \$700K	10	71
\$700K - \$800K	18	57
\$800K - \$900K	27	56
\$900K - \$1M	25	47
\$1M - \$1.1M	24	58
\$1.1M - \$1.2M	21	39
\$1.2M - \$1.3M	25	50
<b>Total</b>	<b>152</b>	<b>51</b>

Time Period: (Q1 2020 vs. Q1 2019) Status: All Property Type: Residential (Single Family)

Area: Counties Value: Marin County, CA

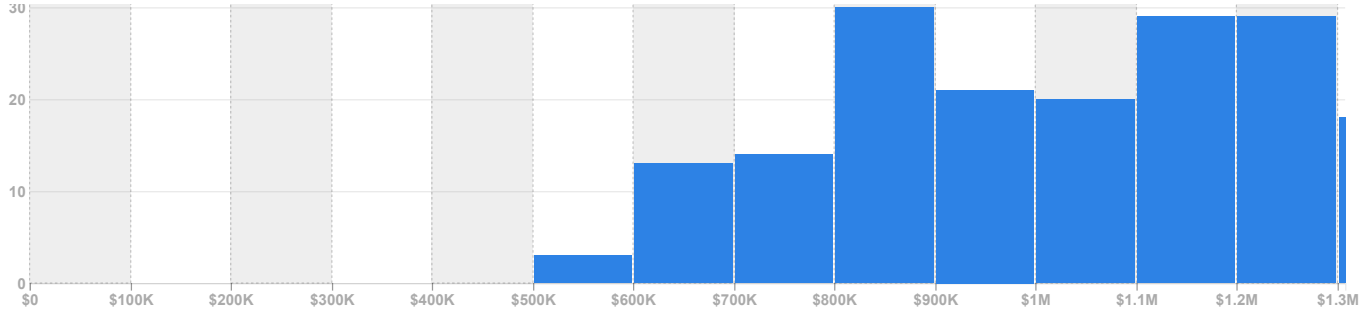
Information presented by [Aergo](#)

Metrics and charts are produced by [Terradatum Inc.](#)

Metrics presented in this report are based on information from the BAREIS and prepared by Terradatum. Metrics are based on the timeframe referenced in each report. All information deemed reliable but not guaranteed and should be independently verified. Neither Terradatum nor Licensor shall be responsible for any typographical errors, misinformation, misprints, and shall be held totally harmless.

© 2017 - 2020 Terradatum, Inc. All Rights Reserved. [Terms of Use](#) [Privacy Policy](#)

Under Contract



	● Under Contract	Avg DOM
\$0 - \$100K	0	N/A
\$100K - \$200K	0	N/A
\$200K - \$300K	0	N/A
\$300K - \$400K	0	N/A
\$400K - \$500K	0	N/A
\$500K - \$600K	3	26
\$600K - \$700K	13	58
\$700K - \$800K	14	24
\$800K - \$900K	30	49
\$900K - \$1M	21	34
\$1M - \$1.1M	20	40
\$1.1M - \$1.2M	29	31
\$1.2M - \$1.3M	29	35
<b>Total</b>	<b>159</b>	<b>39</b>

Time Period: (Q1 2020 vs. Q1 2019) Status: All Property Type: Residential (Single Family)

Area: Counties Value: Marin County, CA

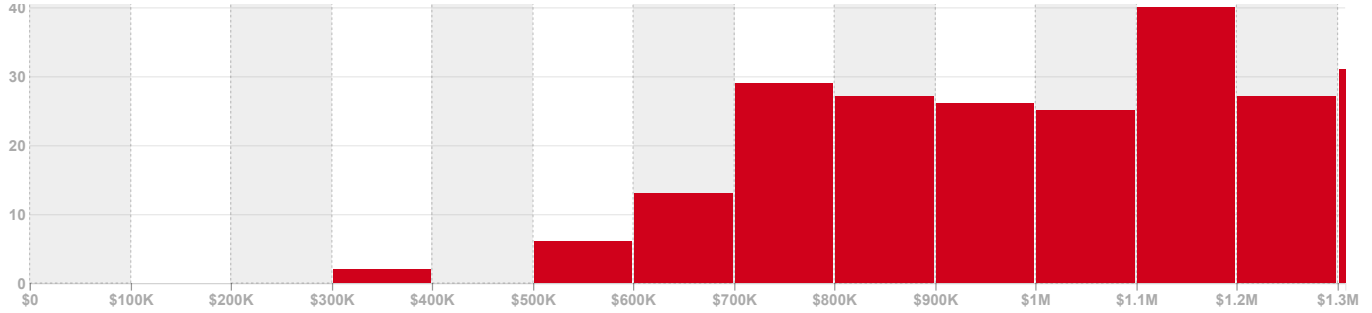
Information presented by [Aergo](#)

Metrics and charts are produced by [Terradatum Inc.](#)

Metrics presented in this report are based on information from the BAREIS and prepared by Terradatum. Metrics are based on the timeframe referenced in each report. All information deemed reliable but not guaranteed and should be independently verified. Neither Terradatum nor Licensor shall be responsible for any typographical errors, misinformation, misprints, and shall be held totally harmless.

© 2017 - 2020 Terradatum, Inc. All Rights Reserved. [Terms of Use](#) [Privacy Policy](#)

**New Listings**



	● New Listings	Avg DOM
\$0 - \$100K	0	N/A
\$100K - \$200K	0	N/A
\$200K - \$300K	0	N/A
\$300K - \$400K	2	18
\$400K - \$500K	0	N/A
\$500K - \$600K	6	18
\$600K - \$700K	13	20
\$700K - \$800K	29	19
\$800K - \$900K	27	18
\$900K - \$1M	26	16
\$1M - \$1.1M	25	18
\$1.1M - \$1.2M	40	21
\$1.2M - \$1.3M	27	16
<b>Total</b>	<b>195</b>	<b>18</b>

Time Period: (Q1 2020 vs. Q1 2019) Status: All Property Type: Residential (Single Family)

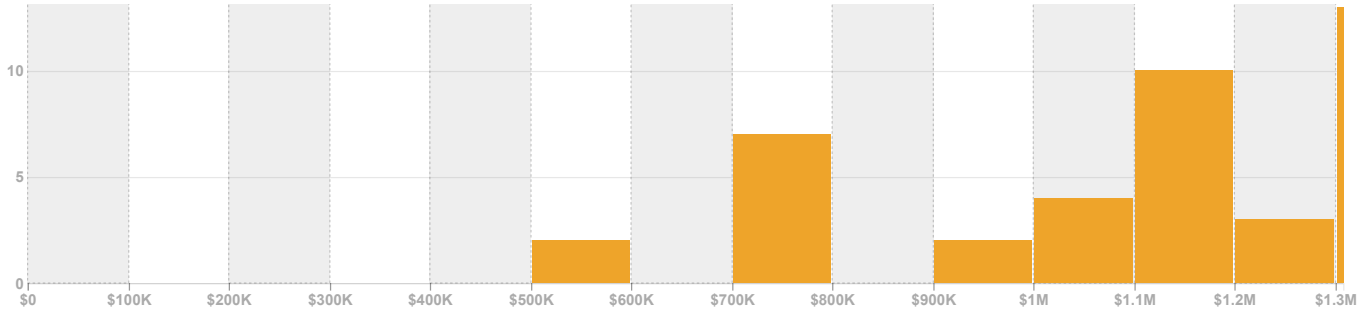
Area: Counties Value: Marin County, CA

Information presented by [Aergo](#)  
Metrics and charts are produced by [Terradatum Inc.](#)

Metrics presented in this report are based on information from the BAREIS and prepared by Terradatum. Metrics are based on the timeframe referenced in each report. All information deemed reliable but not guaranteed and should be independently verified. Neither Terradatum nor Licensor shall be responsible for any typographical errors, misinformation, misprints, and shall be held totally harmless.

© 2017 - 2020 Terradatum, Inc. All Rights Reserved. [Terms of Use](#) [Privacy Policy](#)

Expired



	● Expired	Avg DOM
\$0 - \$100K	0	N/A
\$100K - \$200K	0	N/A
\$200K - \$300K	0	N/A
\$300K - \$400K	0	N/A
\$400K - \$500K	0	N/A
\$500K - \$600K	2	89
\$600K - \$700K	0	N/A
\$700K - \$800K	7	38
\$800K - \$900K	0	N/A
\$900K - \$1M	2	62
\$1M - \$1.1M	4	37
\$1.1M - \$1.2M	10	83
\$1.2M - \$1.3M	3	18
	28	53

Time Period: (Q1 2020 vs. Q1 2019) Status: All Property Type: Residential (Single Family)

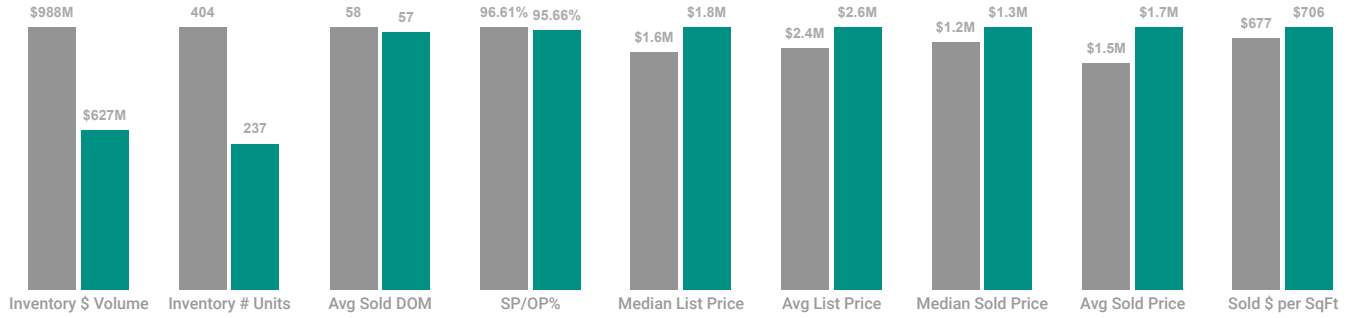
Area: Counties Value: Marin County, CA

Information presented by [Aergo](#)

Metrics and charts are produced by [Terradatum Inc.](#)

Metrics presented in this report are based on information from the BAREIS and prepared by Terradatum. Metrics are based on the timeframe referenced in each report. All information deemed reliable but not guaranteed and should be independently verified. Neither Terradatum nor Licensor shall be responsible for any typographical errors, misinformation, misprints, and shall be held totally harmless.

© 2017 - 2020 Terradatum, Inc. All Rights Reserved. [Terms of Use](#) [Privacy Policy](#)



	● Q1 2019	● Q1 2020	Change	% Change
<b>Inventory \$ Volume</b>	\$988M	\$627M	-\$360M	-36.5%
<b>Inventory # Units</b>	404	237	-167	-41.3%
<b>Avg Sold DOM</b>	58	57	-1	-1.7%
<b>SP/OP%</b>	96.6%	95.7%	-0.95	-1%
<b>Median List Price</b>	\$1.6M	\$1.8M	\$155K	9.7%
<b>Avg List Price</b>	\$2.4M	\$2.6M	\$202K	8.3%
<b>Median Sold Price</b>	\$1.2M	\$1.3M	\$71K	5.7%
<b>Avg Sold Price</b>	\$1.5M	\$1.7M	\$214K	14.2%
<b>Sold \$ per SqFt</b>	\$677	\$706	\$29	4.3%

Time Period: (Q1 2020 vs. Q1 2019) Status: All Property Type: Residential (Single Family)

Area: Counties Value: Marin County, CA

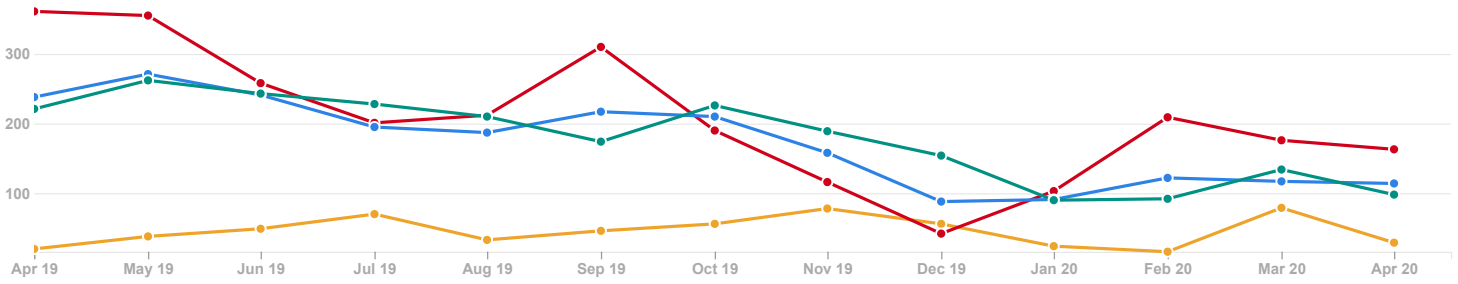
Information presented by [Aergo®](#)

Metrics and charts are produced by [Terradatum Inc.](#)

Metrics presented in this report are based on information from the BAREIS and prepared by Terradatum. Metrics are based on the timeframe referenced in each report. All information deemed reliable but not guaranteed and should be independently verified. Neither Terradatum nor Licensor shall be responsible for any typographical errors, misinformation, misprints, and shall be held totally harmless.

© 2017 - 2020 Terradatum, Inc. All Rights Reserved. [Terms of Use](#) [Privacy Policy](#)

# Units



	● Expired	● New Listings	● Under Contract	● Sold
<b>Apr 19</b>	20	361	238	221
<b>May 19</b>	38	355	271	262
<b>Jun 19</b>	49	258	241	243
<b>Jul 19</b>	70	201	195	228
<b>Aug 19</b>	33	212	187	210
<b>Sep 19</b>	46	310	217	174
<b>Oct 19</b>	56	190	210	226
<b>Nov 19</b>	78	116	158	189
<b>Dec 19</b>	56	42	88	154
<b>Jan 20</b>	24	103	91	90
<b>Feb 20</b>	16	209	122	92
<b>Mar 20</b>	79	176	117	134
<b>Apr 20</b>	29	163	114	98

Time Period: (Q1 2020 vs. Q1 2019) Status: All Property Type: Residential (Single Family)

Area: Counties Value: Marin County, CA

Information presented by [Aergo](#)

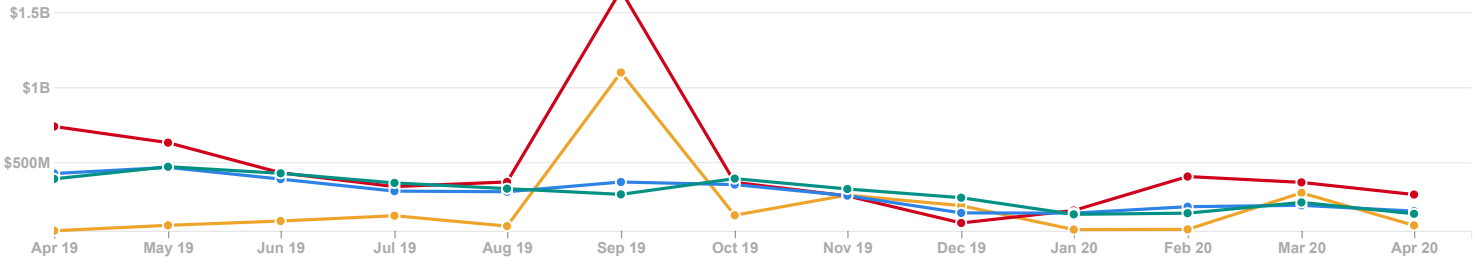
Metrics and charts are produced by [Terradatum Inc.](#)

Metrics presented in this report are based on information from the BAREIS and prepared by Terradatum. Metrics are based on the timeframe referenced in each report. All information deemed reliable but not guaranteed and should be independently verified. Neither Terradatum nor Licensor shall be responsible for any typographical errors, misinformation, misprints, and shall be held totally harmless.

© 2017 - 2020 Terradatum, Inc. All Rights Reserved. [Terms of Use](#) [Privacy Policy](#)

All Residential / BAREIS / Q1 2020 vs. Q1 2019

\$ Volume



	Expired	New Listings	Under Contract	Sold
Apr 19	\$42.3M	\$737M	\$424M	\$388M
May 19	\$78.4M	\$630M	\$465M	\$469M
Jun 19	\$107M	\$429M	\$387M	\$425M
Jul 19	\$142M	\$337M	\$306M	\$361M
Aug 19	\$73.2M	\$368M	\$302M	\$323M
Sep 19	\$1.1B	\$1.6B	\$367M	\$285M
Oct 19	\$146M	\$365M	\$350M	\$390M
Nov 19	\$280M	\$275M	\$276M	\$321M
Dec 19	\$210M	\$94.1M	\$161M	\$263M
Jan 20	\$50M	\$177M	\$160M	\$152M
Feb 20	\$51.3M	\$404M	\$203M	\$159M
Mar 20	\$295M	\$365M	\$212M	\$231M
Apr 20	\$77.9M	\$284M	\$173M	\$155M

Time Period: (Q1 2020 vs. Q1 2019) Status: All Property Type: Residential (Single Family)

Area: Counties Value: Marin County, CA

Information presented by Aergo®

Metrics and charts are produced by Terradatum Inc.

Metrics presented in this report are based on information from the BAREIS and prepared by Terradatum. Metrics are based on the timeframe referenced in each report. All information deemed reliable but not guaranteed and should be independently verified. Neither Terradatum nor Licensor shall be responsible for any typographical errors, misinformation, misprints, and shall be held totally harmless.

© 2017 - 2020 Terradatum, Inc. All Rights Reserved. Terms of Use Privacy Policy